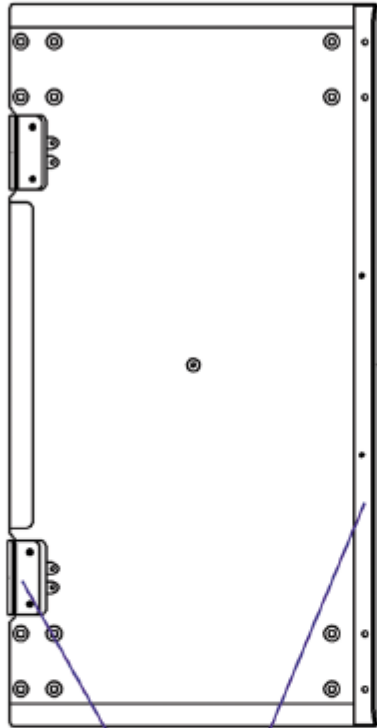
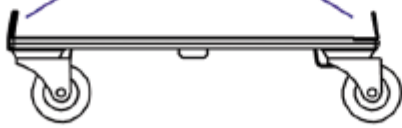


All contact surfaces rubber faced to protect and grip cabinet.

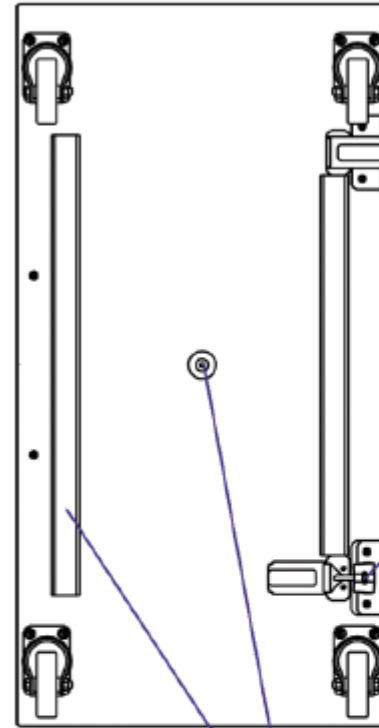
Cabinet face



Clasps act with fixed edge to hold wheelboard on the cabinet front protecting loudspeakers and scrim if fitted



Wheel face

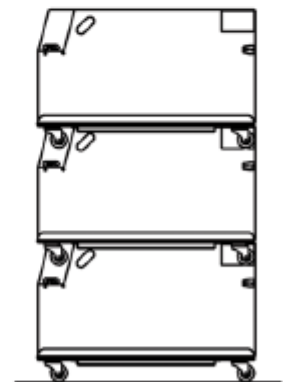


Clasp closed

M6 (10mm spanner) clasp tension adjustment nut.

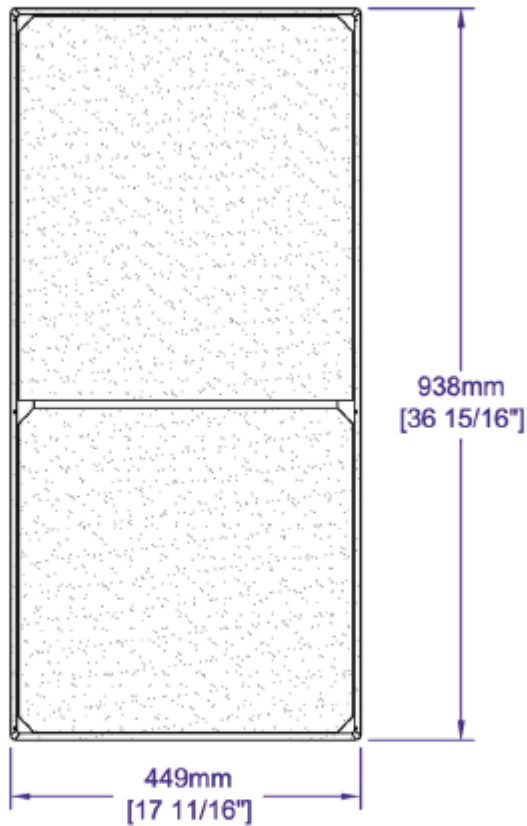
Clasp open

Battens and boss locate into back of next cabinet when stacked for easy transport as shown at 1/3rd scale to right >




R4, R5 and R18 cabinets are all the same size and use the same wheelboard

Back showing stainless steel frame



Front showing the six fixing positions. The upper four require the flare to be drilled before fixing for the first time.



Optional scrims consist of acoustically transparent fabric stretched over a stainless steel frame. Protection during transport is offered by the wheelboard (WB5) Available in light grey (SC5G) or black (SC5B).